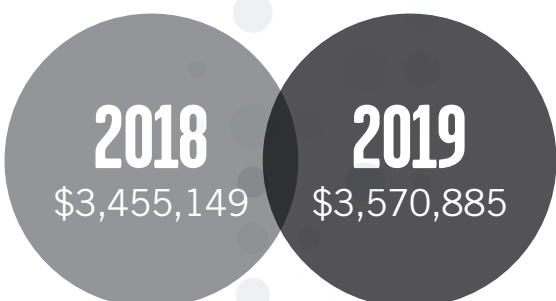


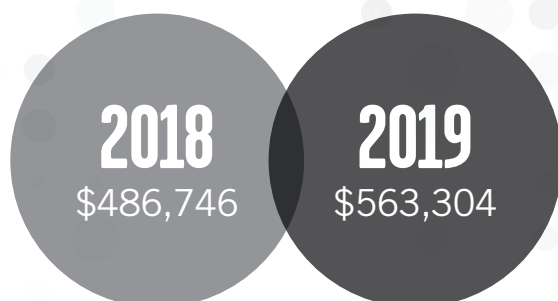
Financial highlights

Financial highlights as of December 31, 2018 and 2019 (dollars in thousands) for all Coverys group insurance companies, including affiliated companies (Coverys RRG and Preferred Professional RRG).


TOTAL ASSETS



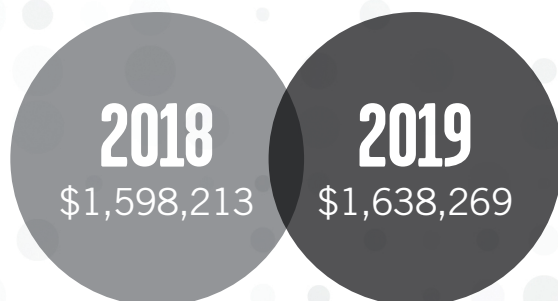
DIRECT WRITTEN PREMIUM




NET INCOME



POLICYHOLDER SURPLUS



CLAIMS PAID (NET)



CLAIMS RESERVES (NET)

